



TWIST-STRIP®

Outer Jacket Stripper for Twisted Shielded Cable

THE USER-FRIENDLY WIRE STRIPPER

Twist-Strip® outer jacket wire stripper is meticulously engineered to simplify the challenges posed by traditional methods of stripping twisted shielded cables. This innovative tool features a low-friction ball bearing and articulating arms, specifically designed to handle the unique characteristics of twisted cables.

Equipped with interchangeable dies and precision depth control knobs, Twist-Strip can accommodate 1 - 4 conductor cables and variations in conductor shape and thickness. The tool's repeatable function minimizes operator error, consistently removing the outer jacket without compromising shielding or inner conductors.

Compared to traditional razor stripping methods, Twist-Strip delivers unparalleled performance that is both safer and faster. Twist-Strip is a portable, ergonomic, and user-friendly solution that makes challenging tasks more manageable.



LEARN MORE ABOUT TWIST-STRIP



INDUSTRY CHANGING DESIGN

ADJUSTABLE

- Interchangeable dies allow the tool to be used on a variety of twisted shielded cable
- Adjustable blades accommodate varying cable diameters and jacket styles

PRECISE


- Cable guides in dies control blade rotation along the cable
- Adjustable strip length rod allows for custom stripping lengths

SAFE

- Concealed carbide blades eliminate risk of injury
- Low-friction ball bearing design provides ergonomic stripping that reduces operator fatigue

FAST

- Strip twisted shielded cable 3-5 times faster than traditional methods



USING TWIST-STRIP IS SIMPLE

1

IDENTIFY


Identify the correct die set with the cable diameter gauge card.



2

ADJUST

Adjust the depth setting of the concealed carbide blades.



3

INSERT


Squeeze the arm levers to insert the cable and release to close the arms.



4

STRIP

Pull the tool away from the cable to produce a light score. Slightly bend the cable and remove the jacket halves.



SELECTING THE CORRECT TOOL

	TSK8000	TSK8500
Strips Outer Jacket of Twisted Shielded Multi-Conductor & Round Cable	☑	☑
Accommodates End Stripping of Cable	☑	☑
Utilizes Interchangeable Stripping Dies	☑	☑
Adjustable Blade Depth Settings	☑	☑
Cable Minimum Outer Diameter	>0.081"	>0.180"
Cable Maximum Outer Diameter	<0.180"	<0.310"
Tool Dimensions	1.6" Wide 8.8" Tall	1.7" Wide 9.4" Tall
Tool Weight	0.8 lbs	0.8 lbs

SELECTING THE CORRECT DIE SET

First, begin by determining the cable lay. If the cable twists in an "S" direction it is a left lay. If the cable twists in a "Z" direction it is a right lay.

Next, use the cable diameter gauge card included with your tool to find the smallest opening that the wire can pass through freely. The gauge card will indicate the corresponding die set that should be used.



Gauge Cards
TSK8000-CIC
TSK8500-CIC



Left Cable Lay
"S" Direction

Right Cable Lay
"Z" Direction

TOOLS AND TOOL KITS



TSK8000

TWIST-STRIP 8000 SERIES

NUMBER OF CONDUCTORS	CABLE LAY	DIES INCLUDED	DMC PART NUMBER	MILITARY PART NUMBER
-	-	0	TSK8000	M32610/01-01
1	Left	12	TSK8001	-
2	Left	10	TSK8002	M32610/01-23
	Right	10	TSK8002R	-
3	Left	10	TSK8003	M32610/01-24
	Right	10	TSK8003R	-
4	Left	9	TSK8004	-
	Right	9	TSK8004R	-
2 & 3	Left	20	TSK8023	M32610/01-25
	Right	20	TSK8023R	-

Every Twist-Strip tool comes in a foam-lined, black polypropylene copolymer case with a cable diameter gauge card, hex driver, Quick Start Guide, and spaces to store die sets. DMC offers pre-designed kits to support the small and large spectrum of twisted shielded mil-spec cable. Some of our most popular options are listed below.



TSK8023

TWIST-STRIP 8500 SERIES			
NUMBER OF CONDUCTORS	CABLE LAY	DIES INCLUDED	DMC PART NUMBER
-	-	0	TSK8500
1	Left	13	TSK8501
2	Left	13	TSK8502
3	Left	13	TSK8503
4	Left	13	TSK8504
2 & 3	Left	26	TSK8523

CUSTOM KITS

At DMC, we understand that your applications may have unique requirements. That's why we offer custom tool kits designed to accommodate your specific needs. Creating a personalized kit is a straightforward process. Simply provide us with a list of military wire part numbers or send in samples of your wires for analysis. Our experienced team will work to identify the most suitable tool and dies, ensuring precision and efficiency in every strip.

TSK8000 DIE SETS



NUMBER OF CONDUCTORS	CABLE OD RANGE	DMC PART NUMBER
1 (Single)	.061" - .070"	TSD1070
	.071" - .080"	TSD1080
	.081" - .090"	TSD1090
	.091" - .100"	TSD1100
	.101" - .110"	TSD1110
	.111" - .120"	TSD1120
	.121" - .130"	TSD1130
	.131" - .140"	TSD1140
	.141" - .150"	TSD1150
	.151" - .160"	TSD1160
	.161" - .170"	TSD1170
.171" - .180"	TSD1180	



NUMBER OF CONDUCTORS	CABLE OD RANGE	LEFT LAY	RIGHT LAY
3* (Triple)	.081" - .090"	TSD3090 M32610/01-13	TSR3090
	.091" - .100"	TSD3100 M32610/01-14	TSR3100
	.101" - .110"	TSD3110 M32610/01-15	TSR3110
	.111" - .120"	TSD3120 M32610/01-16	TSR3120
	.121" - .130"	TSD3130 M32610/01-17	TSR3130
	.131" - .140"	TSD3140 M32610/01-18	TSR3140
	.141" - .150"	TSD3150 M32610/01-19	TSR3150
	.151" - .160"	TSD3160 M32610/01-20	TSR3160
	.161" - .170"	TSD3170 M32610/01-21	TSR3170
	.171" - .180"	TSD3180 M32610/01-22	TSR3180



NUMBER OF CONDUCTORS	CABLE OD RANGE	LEFT LAY	RIGHT LAY
2 (Double)	.081" - .090"	TSD2090 M32610/01-03	TSR2090
	.091" - .100"	TSD2100 M32610/01-04	TSR2100
	.101" - .110"	TSD2110 M32610/01-05	TSR2100
	.111" - .120"	TSD2120 M32610/01-06	TSR2120
	.121" - .130"	TSD2130 M32610/01-07	TSR2130
	.131" - .140"	TSD2140 M32610/01-08	TSR2140
	.141" - .150"	TSD2150 M32610/01-09	TSR2150
	.151" - .160"	TSD2160 M32610/01-10	TSR2160
	.161" - .170"	TSD2170 M32610/01-11	TSR2170
	.171" - .180"	TSD2180 M32610/01-12	TSR2180



4 (Quad)	.091" - .100"	TSD4100	-
	.101" - .110"	TSD4110	-
	.111" - .120"	TSD4120	-
	.121" - .130"	TSD4130	TSR4130
	.131" - .140"	TSD4140	-
	.141" - .150"	TSD4150	-
	.151" - .160"	TSD4160	-
	.161" - .170"	TSD4170	-
	.171" - .180"	TSD4180	-



TSK8500 DIE SETS



NUMBER OF CONDUCTORS	CABLE OD RANGE	DMC PART #
1 (Single)	.181" - .190"	TSDL1190
	.191" - .200"	TSDL1200
	.201" - .210"	TSDL1210
	.211" - .220"	TSDL1220
	.221" - .230"	TSDL1230
	.231" - .240"	TSDL1240
	.241" - .250"	TSDL1250
	.251" - .260"	TSDL1260
	.261" - .270"	TSDL1270
	.271" - .280"	TSDL1280
	.281" - .290"	TSDL1290
	.291" - .300"	TSDL1300
	.301" - .310"	TSDL1310



NUMBER OF CONDUCTORS	CABLE OD RANGE	LEFT LAY
3* (Triple)	.181" - .190"	TSDL3190
	.191" - .200"	TSDL3200
	.201" - .210"	TSDL3210
	.211" - .220"	TSDL3220
	.221" - .230"	TSDL3230
	.231" - .240"	TSDL3240
	.241" - .250"	TSDL3250
	.251" - .260"	TSDL3260
	.261" - .270"	TSDL3270
	.271" - .280"	TSDL3280
	.281" - .290"	TSDL3290
	.291" - .300"	TSDL3300
	.301" - .310"	TSDL3310



NUMBER OF CONDUCTORS	CABLE OD RANGE	LEFT LAY	RIGHT LAY
2 (Double)	.181" - .190"	TSDL2190	-
	.191" - .200"	TSDL2200	TSDLR220
	.201 - .210"	TSDL2210	-
	.211" - .220"	TSDL2220	-
	.221" - .230"	TSDL2230	-
	.231" - .240"	TSDL2240	-
	.241 - .250"	TSDL2250	-
	.251" - .260"	TSDL2260	-
	.261" - .270"	TSDL2270	-
	.271" - .280"	TSDL2280	-
	.281" - .290"	TSDL2290	-
	.291" - .300"	TSDL2300	-
	.301" - .310"	TSDL2310	-



.181" - .190"	TSDL4190
.191" - .200"	TSDL4200
.201" - .210"	TSDL4210
.211" - .220"	TSDL4220
.221" - .230"	TSDL4230
.231" - .240"	TSDL4240
.241" - .250"	TSDL4250
.251" - .260"	TSDL4260
.261" - .270"	TSDL4270
.271" - .280"	TSDL4280
.281" - .290"	TSDL4290
.291" - .300"	TSDL4300
.301" - .310"	TSDL4310



* To accommodate the non-concentric shape of 3 conductor cables, these die sets come with 1 blade in the "B" side of the die. This produces a single longitudinal cut.



BEST PRACTICES & RESOURCES

Cable properties vary from supplier to supplier. We recommend that operators test a sample of wire prior to production to verify the desired outcome. If the strip sample does not produce the desired result, proceed by adjusting the blade depth.

To adjust the blade depth, remove the dies from the tool and unlock the depth control lock screws using the provided hex driver. Turn each control knob to zero or to the fully tightened position. Install the dies making certain the A & B die halves are in the proper location. Set the depth control knobs to the starting position indicated on the die container and lock the screws back into position.


Each tick on the control knob represents 0.001" of blade extension. A full rotation is 0.025". The starting depth should produce a very light score on the wire.

Note: Twist-Strip dies are designed for specific mil-spec cable. Contact DMC for guidance on commercial cable or custom die solutions.

Twist-Strip should be stored in a clean environment and handled as a precision instrument. It is designed to be maintenance-free. For service or repair, consult DMC.



Visit our website for more application/installation information at: <https://qrco.de/Twist-Strip> or scan the QR code.





DMC® is an ISO9001:2015 and AS9100D Registered Company.
Scan the QR to learn more about our commitment to quality.

LIMITED WARRANTY: DMC warrants each new product sold by it to be free from defects in material and workmanship under normal use and service. DMC's obligation under this warranty is limited to the free correction or, at DMC's option, the refund of the purchase price of any such product which proves defective in normal service within ninety (90) days after delivery to the first user, provided that the product is returned to DMC with all transportation charges prepaid and which shall appear to DMC's satisfaction, after DMC's inspection, to have been defective in material or workmanship, it being understood that DMC products are not consumer products. This warranty shall not cover any damage to any product which, in the opinion of DMC, was caused by normal wear, misuse, improper operation, tampering, neglect, or accident. This warranty is in lieu of all other warranties express or implied. No warranty, express or implied, is made or authorized to be made or assumed with respect to products of Daniels Manufacturing Corporation other than those herein set forth.



Daniels Manufacturing Corporation
526 Thorpe Road, Orlando, Florida 32824 USA
407-855-6161 dmc@dmctools.com
www.dmctools.com