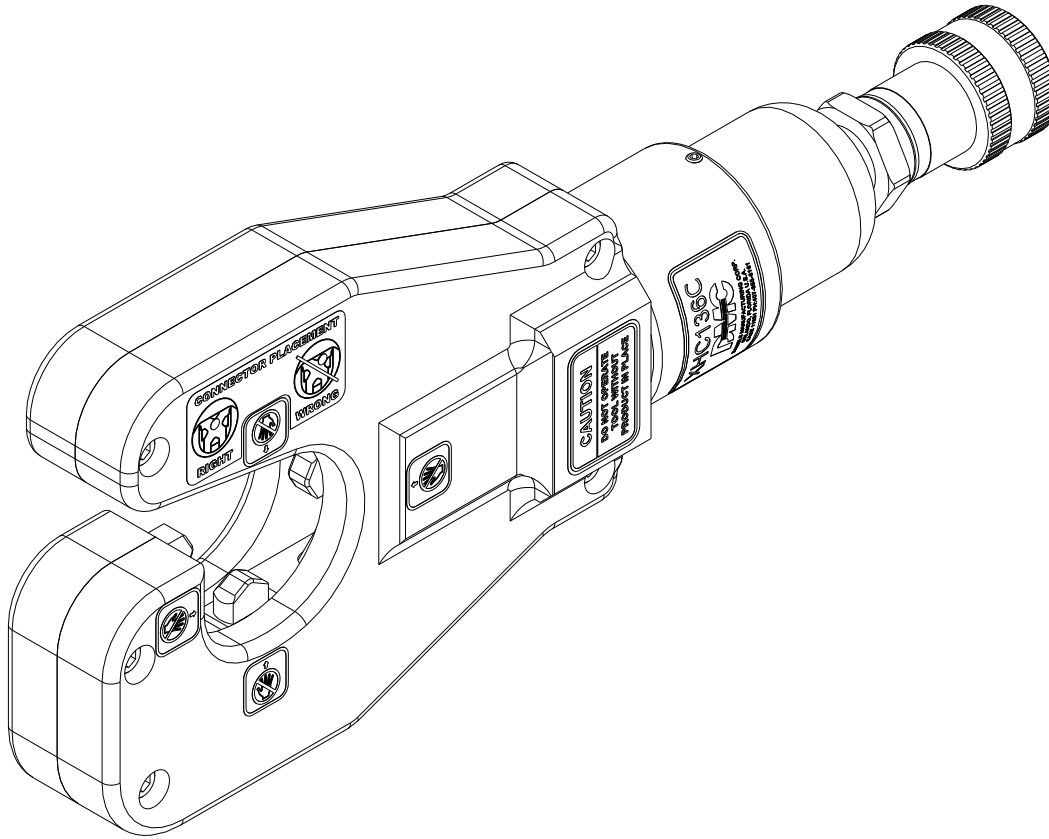


# XHC136C HYDRAULIC CRIMP HEAD



### Description

The XHC136C Hydraulic Powered Crimp Tool is a hand held, self contained crimp tool intended to crimp copper and aluminum lug terminals & splices.

### Safety

Safety is essential in the use and maintenance of DMC tools and equipment. This manual and any markings on the tool provide information for avoiding hazards and unsafe practices related to the use of this tool. Observe all of the safety information provided.

### Purpose of this Manual

This manual is intended to familiarize all personnel with the safe operation and maintenance procedures for the following DMC tool:

#### **XHC136C Hydraulic Crimp Head**

Keep this manual available to all personnel. Replacement manuals are available upon request at no charge.


**All specifications are nominal and may change as design improvements occur. DMC shall not be liable for damages resulting from misapplication or misuse of its products.**


***KEEP THIS MANUAL***


# XHC136C HYDRAULIC CRIMP HEAD


## DATASHEET


### Important Safety Information

	<b>⚠ WARNING</b>
	<p>Read and understand all of the instructions and safety information in this manual before operating or servicing this tool.</p> <p>Failure to observe this warning can result in severe injury or death.</p>

	<b>⚠ WARNING</b>
	<p>Wear eye protection when operating or servicing this tool.</p> <p>Failure to wear eye protection can result in serious eye injury from flying debris or hydraulic oil.</p>

	<b>⚠ WARNING</b>
	<p>Skin injection hazard:</p> <p>Do not use hands to check for oil leaks. High pressure oil easily punctures skin causing serious injury, gangrene, or death. If injured, seek medical help immediately to remove oil.</p>

	<b>⚠ WARNING</b>
	<p>Do not use solvents or flammable liquids to clean the crimping tool. Solvents or flammable liquids could ignite and cause serious injury or property damage.</p>

	<b>⚠ WARNING</b>
	<p>Keep hands away from the crimping head when crimping.</p> <p>Failure to observe this warning can result in severe injury or death.</p>

<b>⚠ WARNING</b>
<p>Inspect tool and dies before use. Replace any worn or damaged parts. A damaged or improperly assembled tool can break and strike nearby personnel.</p> <p>Failure to observe this warning can result in severe injury or death.</p>

<b>⚠ CAUTION</b>
<ul style="list-style-type: none"> <li>• Do not operate the tool without dies. Damage to the ram or crimping head can result.</li> <li>• Do not operate with the crimping head open. Damage to the ram or seals can result.</li> <li>• This tool is not designed for continuous use. After 100 crimping cycles, allow the crimping tool to cool for 15 minutes.</li> <li>• Do not place the tool in a vise. The crimping tool is designed for hand-held operation.</li> <li>• Protect the crimping tool from rain and moisture. Water will damage the crimping tool and battery.</li> <li>• Use this tool for the manufacturer's intended purpose only.</li> </ul> <p>Failure to observe these precautions can result in injury or property damage.</p>

***DO NOT REMOVE TOOL HEAD***

***DO NOT OPERATE TOOL  
WITHOUT HEAD INSTALLED***

# XHC136C

## HYDRAULIC CRIMP HEAD

### Specifications

#### Crimp Tool

Length=13.25" (336.6mm)  
Width=2.54" (64.5mm)  
Height=5.38" (136.5mm)  
Mass/Weight =8.5lb (38.6kg)

#### Crimp Capacities

Crimp Force=6.2 tons (55 kN)  
#8 – 750 KCMIL Copper Lugs & Splices  
#8 – 750 KCMIL Aluminum Lugs & Splices

#### Hydraulic Pumps

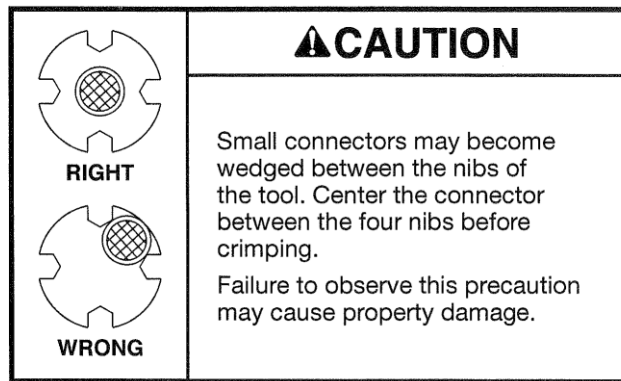
The crimp head is intended to be used with the following DMC 10,000 psi pumps. **Do not use the crimp head with any other pumps.**

HPU11M	Air Powered Hydraulic Pump
HPU12M	Hand Operated Pump
HPU13M	Battery Powered Pump
HPU14M	120VAC Powered Pump
HPU15M	Foot Operated Pump

### Operation

#### Preparing Cable

Follow the lug/connector manufacturer's instructions for appropriate cable strip length, and contact/wire assembly.



### Crimping Cable

1. Insert the properly assembled connector into the crimping head.
2. Activate the pump to make the crimp. Operate the pump per its datasheet.
3. The tool cylinder & indenters retract automatically.
4. Remove the crimped cable/connector.

*Note: If it is necessary to retract the tool push rod before a crimp cycle is completed, push and hold the **Retract Button**. Pushing and holding the **Retract Button** will result in the complete retraction of the push rod.*

### Maintenance

#### Each Operating Day

Before Use:

1. Inspect indenters for wear or damage such as cracks, gouges, or chips.
2. Inspect the tool for damage or leaks. If damage is detected, return the tool to the DMC repair center for inspection.

After Use:

1. Wipe all tool surfaces clean with a damp cloth and mild detergent.
2. Charge the battery.
3. Fully retract the tool push rod.
4. Place the tool in the carrying case.
5. Store in a cool dry place.

#### Monthly

1. Thoroughly clean all surfaces.
2. Oil the push rod outer surface.

#### Annually or after 10,000 Crimps

1. Return the tool to the DMC repair center for inspection & calibration.

---

# XHC136C

## HYDRAULIC CRIMP HEAD

---



## DATASHEET

---

DMC offers complete refurbishing and recalibration services.

DMC specially engineers and manufactures complete tool kits to satisfy individual customer requirements, such as total aircraft support general shop maintenance or production, on board ship and vehicle service, etc.

### ***Limitation of Liability***

DANIELS MANUFACTURING CORPORATION IS NOT LIABLE FOR CONSEQUENTIAL OR SPECIAL DAMAGES OF ANY NATURE OR KIND RESULTING FROM THE USE, OR MISUSE, OF ANY OF ITS PRODUCTS. OWNERS AND USERS OF DMC PRODUCTS ASSUME FULL RESPONSIBILITY FOR INSTRUCTING THEIR EMPLOYEES IN THE PROPER AND SAFE USE OF SUCH PRODUCTS.

### ***Limited Warranty***

DMC (Daniels Manufacturing Corporation) warrants each new product sold by it to be free from defects in material and workmanship under normal use and service. DMC's obligation under this warranty is limited to the free correction or, at DMC's option, the refund of the purchase price of any such product which proves defective in normal service within ninety (90) days after delivery to the first user, provided that the product is returned to DMC with all transportation charges prepaid and which shall appear to DMC's satisfaction, after DMC's inspection, to have been defective in material and workmanship, it being understood that DMC products are not consumer products. This warranty shall not cover any damage to any product which, in the opinion of DMC, was caused by normal wear, misuse, improper operation, tampering, neglect or accident. This warranty is in lieu of all other warranties express or implied. No warranty, express or implied, is made or authorized to be made or assumed with respect to products of Daniels Manufacturing Corporation other than those herein set forth.