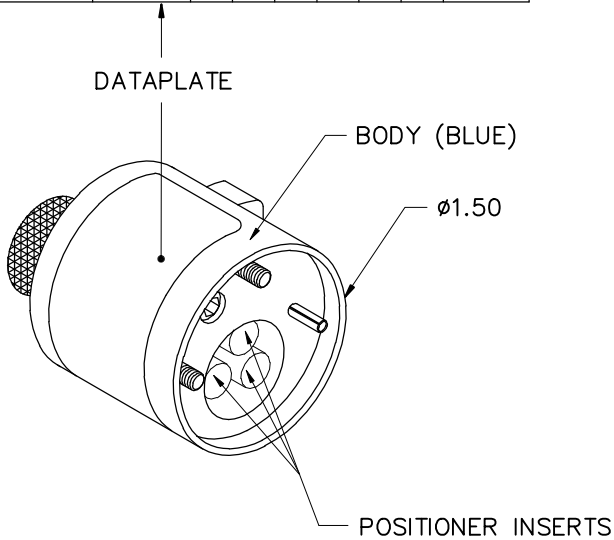


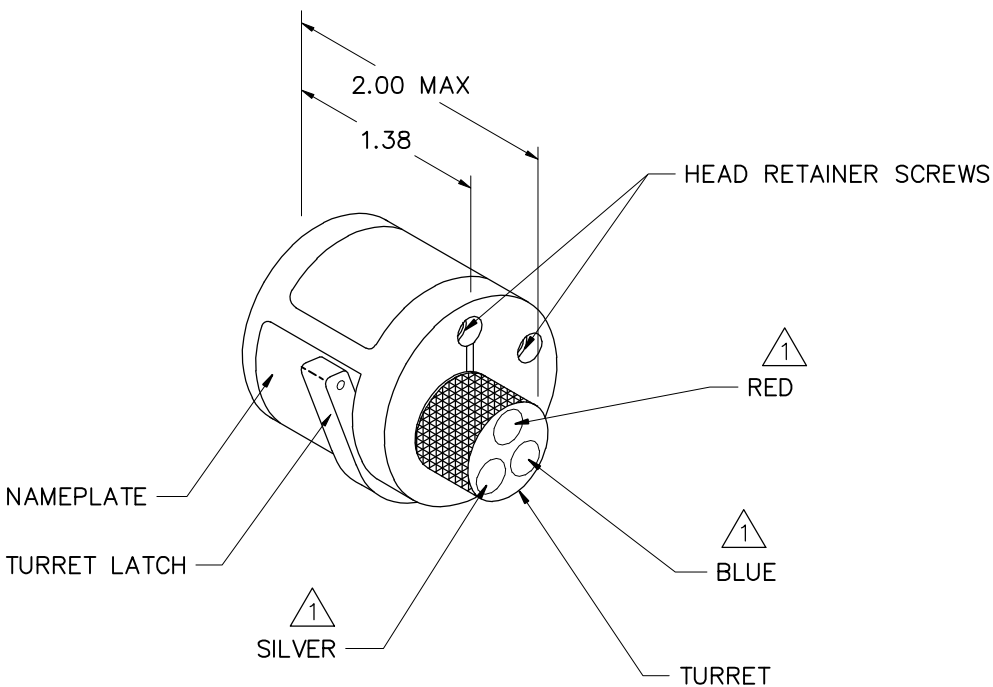
REVISIONS				
REV. SYM.	E.C.O. NUMBER	DESCRIPTION	BY DATE	APP'D DATE
1		ORIGINAL RELEASE	AAM 10-17-01	RRR 10-17-01

CONTACT	COLOR CODE	30	28	26	24	22	20	WIRE SIZE
LIQUIDOMETER 280-1-303	RED					4		SELECTOR NO.
AMPHENOL FXR 69352-02, 03, 04 69377-02, 04, 05	BLUE	6	6	6	6	6	6	




POSITIONER COLOR	HOLE DIMENSIONS	ADDITIONAL FEATURES
RED	Ø.062 ↕.240	
BLUE	Ø.086 ↕.375	└┐ Ø.125 ↕.070
SILVER		

* HOLE AND COUNTERBORE DEPTHS ARE MEASURED FROM TOP OF POSITIONER INSERTS.



1 RANDOM ORDER OF ROTATION IS ACCEPTABLE.

RESTRICTED & CONFIDENTIAL				ITEM	PART NO.	QTY.	DESCRIPTION/REMARKS						
CONFIDENTIAL PROPERTY OF DANIELS MANUFACTURING CORP. NOT TO BE DISCLOSED TO OTHERS, REPRODUCED OR USED FOR ANY OTHER PURPOSE, EXCEPT AS AUTHORIZED IN WRITING BY DANIELS MANUFACTURING. MUST BE RETURNED TO DANIELS MANUFACTURING CORP. ON COMPLETION OF ORDER OR OTHER PURPOSE FOR WHICH LENT.				DRN.	A. MOO-YOUNG	DATE	10-17-01	 DANIELS MANUFACTURING CORP. ORLANDO, FLORIDA CAGE 11851					
				CHK'D.	RRR	DATE	10-17-01						
				APP'D.		DATE							
				APP'D.		DATE							
NOTE: THIS DRAWING IS AN OUTLINE DRAWING OF THE RESPECTIVE DMC PART NUMBER INDICATED. ACTUAL DMC PART NUMBER IS DRAWING NUMBER WITHOUT THE "-ENV" SUFFIX.				TITLE									
				ENVELOPE DRAWING									
				TURRET HEAD									
				WHERE USED: AF8									
DO NOT SCALE DRAWING				SIZE	B	SCALE	NTS	CAD P/N	TH123-ENV	SHEET	1	OF	1
				POSTING		DWG. NO.	TH123-ENV	REV.	1				