

# MINIATURE ADJUSTABLE HAND DUAL CRIMP TOOL MH970

**Daniel's**  
**MANUFACTURING**  
**CORPORATION**  
**DATASHEET**

THIS HAND TOOL MUST NOT BE USED IN ANY POWERED "PRESS" AS DEFINED BY OSHA CFR 1910.211 (48)

SEE REVERSE SIDE FOR IMPORTANT INFORMATION CONCERNING LIMITED WARRANTY, AND LIMITATION OF LIABILITY.

## HOW TO USE DANIEL'S MH970 BASIC HAND CRIMP TOOL AND RELATED POSITIONERS

### GENERAL INFORMATION

1. Designation MH970 refers to the basic hand tool without positioners.
2. The tool is designed to crimp both insulation and conductor simultaneously.
3. The tool has a double action ratchet. Note that the tool cannot be opened without completing the cycle.

### TOOL PREPARATION

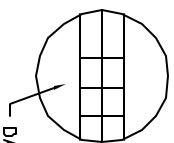
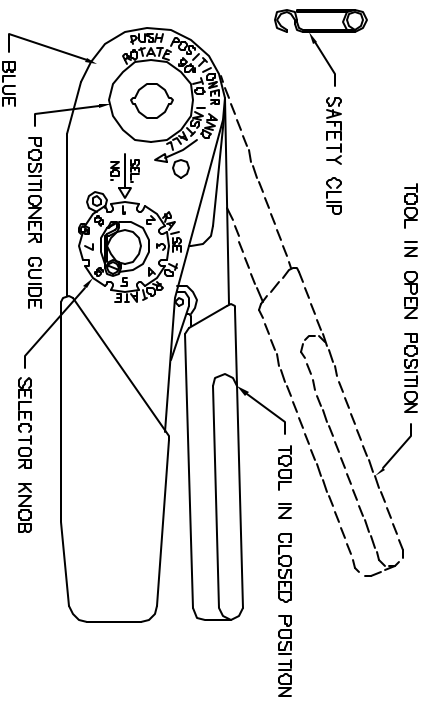
1. The tool must be in the open position.
2. Remove safety clip from positioner guide.
3. Select Positioner for contact to be crimped.
4. Insert Positioner into the positioner guide and turn 90 degrees until bayonet pins lock in place.
5. Install safety clip into the positioner guide (optional).
6. Wire size and corresponding selector number are shown on the data plate.
7. With the tool still in open position, raise and rotate selector knob until the number indicated on the data plate is in line with "Sel. No." arrow on the tool body.

### CRIMPING INSTRUCTIONS

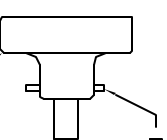
1. Insert contact and prepared wire into the indenter opening from the side opposite the Positioner.
2. Squeeze handles together until ratchet releases. The handle will return to the open position. Remove the crimped contact and wire.

### REMOVING POSITIONNER

1. Remove safety clip and reverse procedure described in step four (4) above.



DATA PLATE

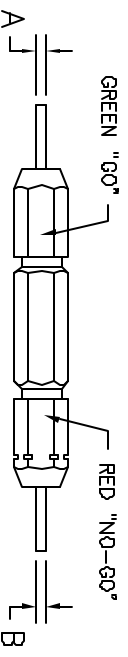


POSITIONNER  
"K" SERIES,  
DESIGNED FOR USE  
WITH MH970 ONLY.

GAGE PART NO.	A GO DIA	B NO-GO DIA	SEL NO
G125	.0390	.0440	8

### CAUTION!

DO NOT CRIMP GAGE!



G125  
(M22520/3-1)

### GAGING LIMITS

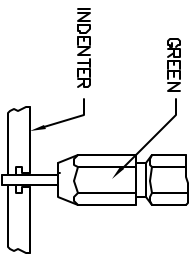
SELECTOR NUMBER	A $\pm .0001$ GO DIA	B $\pm .0001$ NO-GO DIA
1	.0130	.0180
2	.0160	.0210
3	.0190	.0240
4	.0220	.0270
5	.0260	.0310
6	.0300	.0350
7	.0340	.0390
8	.0390	.0440

DANIEL'S MANUFACTURING CORP., 526 THORPE ROAD, ORLANDO, FL 32824, USA, PHONE 407/855-6161, FAX 407/855-8884  
COPYRIGHT © 1988 DANIEL'S MANUFACTURING CORP., USA, WWW.DMCTOOLS.COM E-MAIL: DMCTOOLS@DMCTOOLS.COM ALL RIGHTS RESERVED.

GAGING INSTRUCTIONS

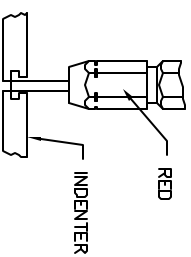
**"GO" GAGING**

Operate tool to fully closed position. Maintain firm hand pressure on the tool handles. Insert "GO" gage and as shown. Gage must pass freely between indenter tips.



**"NO-GO" GAGING**

Operate tool to fully closed position. Maintain firm hand pressure on the tool handles. Insert "NO-GO" gage and as shown. The "NO-GO" gage may partially enter the indenter opening, but must not pass completely through the opening.



There is virtually no maintenance required. However, it is a good practice to keep indenter tips free of residual color band deposits and other debris. A small wire brush may be used for this purpose.

We strongly recommend that you:

1. DO NOT immerse tools in cleaning solution.
2. DO NOT spray oil into tool to lubricate.
3. DO NOT attempt to disassemble tool or make repairs.

This is a precision crimp tool and should be handled as such.

DMC offers complete refurbishing and recalibration services.

DMC specially engineers and manufactures complete tool kits to satisfy individual customer requirements, such as total aircraft support, general shop maintenance or production, on board ship and vehicle service, etc.

LIMITATION OF LIABILITY

DANIELS MANUFACTURING CORPORATION IS NOT LIABLE FOR CONSEQUENTIAL OR SPECIAL DAMAGES OF ANY NATURE OR KIND RESULTING FROM THE USE OR MISUSE OF ANY OF ITS PRODUCTS. OWNERS AND USERS OF DMC PRODUCTS ASSUME FULL RESPONSIBILITY FOR INSTRUCTING THEIR EMPLOYEES IN THE PROPER AND SAFE USE OF SUCH PRODUCTS.

LIMITED WARRANTY

DMC (Daniels Manufacturing Corporation) warrants each new product sold by it to be free from defects in material and workmanship under normal use and service. DMC's obligation under this warranty is limited to the free correction or, at DMC's option, the refund of the purchase price of any such product which proves defective in normal service within ninety (90) days after delivery to the first user, provided that the product is returned to DMC with all transportation charges prepaid and which shall appear to DMC's satisfaction, after DMC's inspection, to have been defective in material or workmanship, it being understood that DMC products are not consumer products. This warranty shall not cover any damage to any product which, in the opinion of DMC, was caused by normal wear, misuse, improper operation, tampering, neglect or accident. This warranty is in lieu of all other warranties express or implied. No warranty, express or implied, is made or authorized to be made or assumed with respect to products of Daniels Manufacturing Corporation other than those herein set forth.