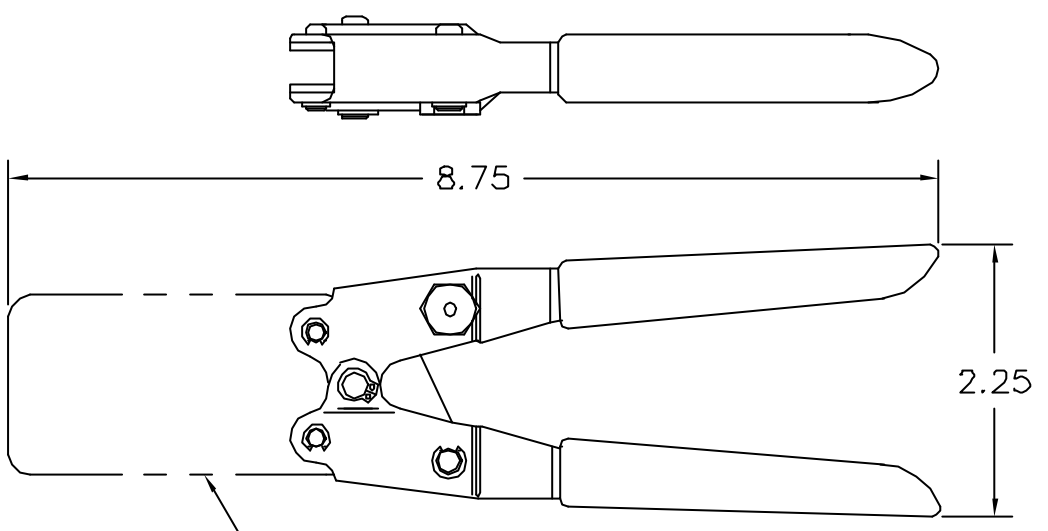
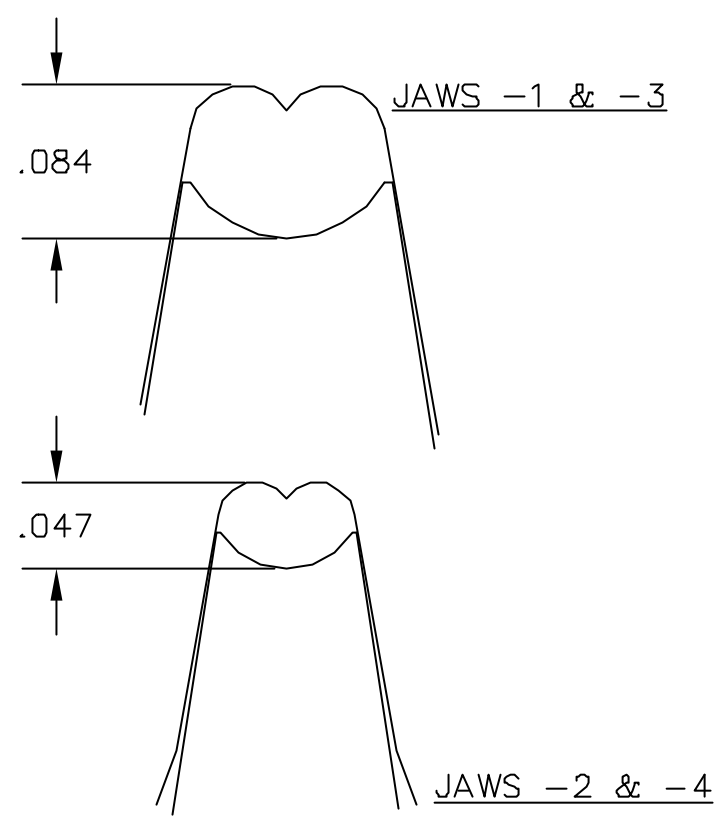


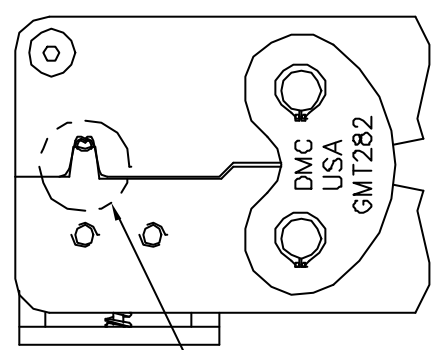
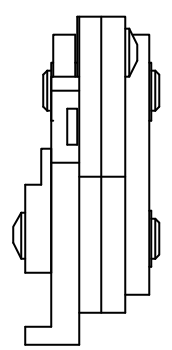
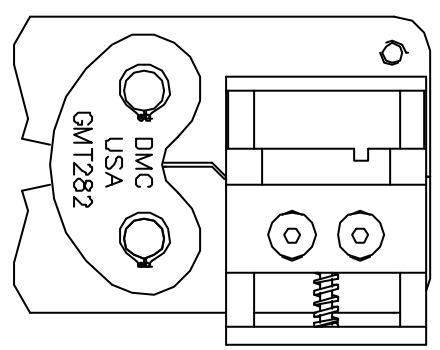
REVISIONS				
REV. SYM.	E.C.O. NUMBER	DESCRIPTION	BY DATE	APP'D DATE
1		ORIGINAL RELEASE	JWJ 5/2/00	RRR 5/2/00



SEE VIEW "A"



DETAIL "B"



SEE DETAIL "B"

VIEW "A"

**UNCONTROLLED DOCUMENT  
WILL NOT BE UPDATED**

2. FOR GAGING, CRIMP APPROPRIATE SIZE 50/50 SOLID SOLDER AND MEASURE WITH A FRICTION THIMBLE OR BLADE MICROMETER.

1. MARTIN MARIETTA 3700H103A-1 TERMINALS.

NOTES:

<b>RESTRICTED &amp; CONFIDENTIAL</b> CONFIDENTIAL PROPERTY OF DANIELS MANUFACTURING CORP. NOT TO BE DISCLOSED TO OTHERS, REPRODUCED OR USED FOR ANY OTHER PURPOSE, EXCEPT AS AUTHORIZED IN WRITING BY DANIELS MANUFACTURING. MUST BE RETURNED TO DANIELS MANUFACTURING CORP. ON COMPLETION OF ORDER OR OTHER PURPOSE FOR WHICH LENT.	MATERIAL	ITEM	PART NO.	QTY.	DESCRIPTION/REMARKS
	HEAT TREAT	DRN.	J. JOYCE	DATE	5/2/00
		CHK'D.	RRR	DATE	5/2/00
	FINISH	APP'D.		DATE	
APP'D.			DATE		
DO NOT SCALE DRAWING		NOTE: THIS DRAWING IS AN OUTLINE DRAWING OF THE RESPECTIVE DMC PART NUMBER INDICATED. ACTUAL DMC PART NUMBER IS DRAWING NUMBER WITHOUT THE "-ENV" SUFFIX.		TITLE CRIMP TOOL ENVELOPE DRAWING	
		WHERE USED:		SIZE	SHEET OF
				B	1 1
				SCALE	CAD P/N
				NTS	GMT282-ENV
				POSTING	DWG. NO.
					GMT282-ENV
					REV.
					1