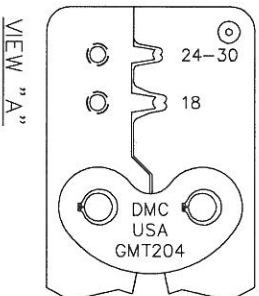
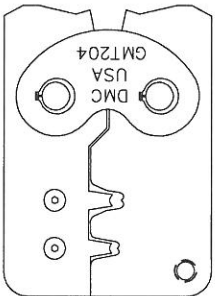
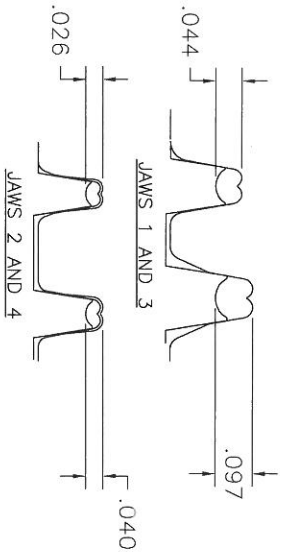
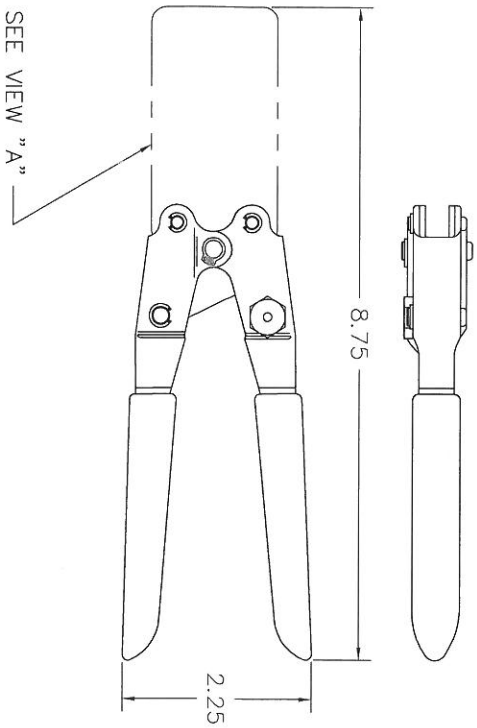


REVISIONS				
REV. NUMBER	E.C.O. NUMBER	DESCRIPTION	BY DATE	APP'D DATE
2		ADDED NOTE 1	JMW 6/7/03	RRR 6/7/03



**UNCONTROLLED DOCUMENT
WILL NOT BE UPDATED**
DIMENSIONS IN INCHES - UNLESS OTHERWISE SPECIFIED

- FOR JAWS 1, 2, 3 & 4, CRIMP ϕ .062 OR ϕ .125 50/50 SOLID SOLDER AND MEASURE WITH A BLADE MICROMETER.

NOTES:

RESTRICTED & CONFIDENTIAL
CONFIDENTIAL PROPERTY OF DANIELS MANUFACTURING CORP. NOT TO BE DISCLOSED OR OTHERS, REPRODUCED OR TRANSMITTED IN ANY FORM OR BY ANY MEANS, WITHOUT THE WRITTEN PERMISSION OF DANIELS MANUFACTURING CORP. EXCEPT AS AUTHORIZED IN WRITING BY DANIELS MANUFACTURING CORP. MUST BE RETURNED TO DANIELS MANUFACTURING CORP. ON COMPLETION OF ORDER OR OTHER PURPOSE FOR WHICH LENT.

DO NOT SCALE DRAWING

MATERIAL	HEAT TREAT	FINISH	ITEM	PART NO.	QTY.	DESCRIPTION/REMARKS
			DRN. J. JOYCE	DATE 11/9/99		
			CHK'D. RRR	DATE 11/9/99		
			APP'D.	DATE		
			APP'D.	DATE		
NOTE: THIS DRAWING IS AN OUTLINE DRAWING OF THE RESPECTIVE INDIC PART NUMBER. PART NUMBER IS DRAWING NUMBER WITHOUT THE "-ENV" SUFFIX.						
WHERE USED:						
SCALE: B NTS						
POSTING:						
CAD P/N: GM1204-ENV						
DWG. NO: GM1204-ENV						
SHEET 1 OF 1						
REV. 1						
TITLE: CRIMP TOOL ENVELOPE DRAWING						
DMC DANIELS MANUFACTURING CORP. ORLANDO, FLORIDA CAGE 11851						