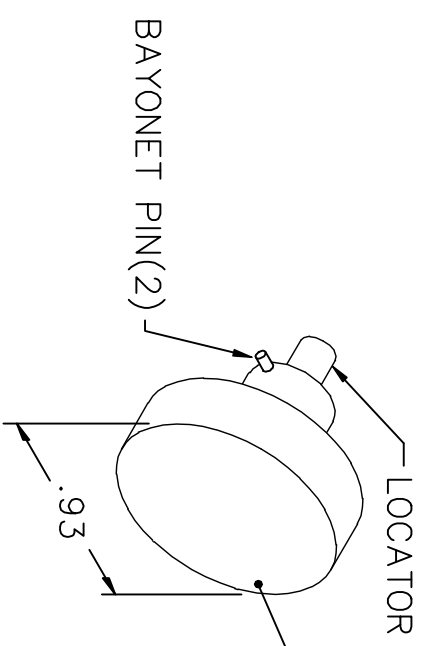
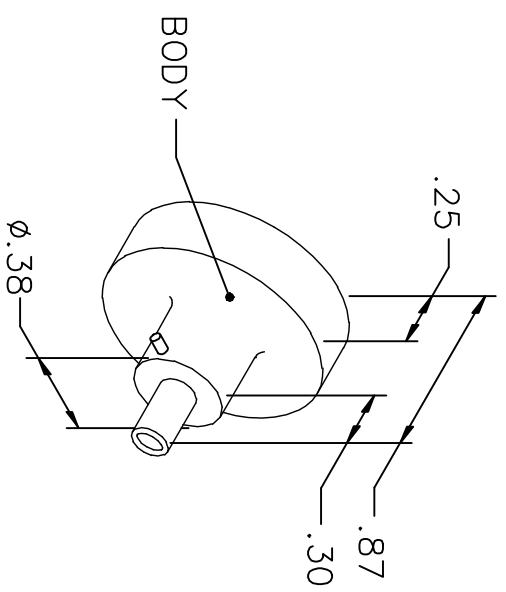
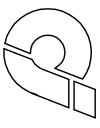


REVISIONS				
REV. SYM.	E.C.O. NUMBER	DESCRIPTION	BY DATE	APP'D DATE
3		REDRAWN WITH REVISED DP	MEC 6-29-94	PD 6-29-94





Jupiter

PART NO: JBX 2 OUT LS09

WIRE SIZE	20	22	24
POS.	6	5	4

USE WITH CONTACT NO:
JBX 2 CT FCO9
 $\phi 0.9mm$ SOCKET, SIZE 2

NOTE: FOR USE WITH DANIELS CRIMP TOOLS ACCOMMODATING "86" SERIES POSITIONERS

LOCATOR	
HOLE DIMENSIONS	ADDITIONAL FEATURES
$\phi .059$ $\nabla .642$	$\perp \phi .093$ $\nabla .22$

RESTRICTED & CONFIDENTIAL

CONFIDENTIAL PROPERTY OF DANIELS MANUFACTURING CORP. NOT TO BE DISCLOSED TO OTHERS, REPRODUCED OR USED FOR ANY OTHER PURPOSE, EXCEPT AS AUTHORIZED IN WRITING BY DANIELS MANUFACTURING. MUST BE RETURNED TO DANIELS MANUFACTURING CORP. ON COMPLETION OF ORDER OR OTHER PURPOSE FOR WHICH LENT.

DRN.	MEC	DATE
CHK'D.	PD	DATE 6-29-94
APP'D.		DATE
APP'D.		DATE

NOTE: THIS DRAWING IS AN OUTLINE DRAWING OF THE RESPECTIVE DMC PART NUMBER INDICATED. ACTUAL DMC PART NUMBER IS DRAWING NUMBER WITHOUT THE "-ENV" SUFFIX.

WHERE USED: MH860

DMC DANIELS MANUFACTURING CORP.
ORLANDO, FLORIDA
CAGE 11851

TITLE: ENVELOPE DRAWING POSITIONER

DO NOT SCALE DRAWING

SIZE	SCALE	CAD P/N	SHEET	OF	REV.
A	NTS	86-205-ENV	1	1	3
POSTING		DWG. NO. 86-205-ENV			