

# DMC727A MIL-C-38999 MAINTENANCE KIT

## For Electrical Connectors, Power Contacts, & Coax



### DMC727A KIT for MIL-C-38999 Series I, II, III, & IV Connectors













Actual Kit may vary from example shown.

The DMC727A electrical connector, power contact, and coax maintenance kit contains the crimp tools, turret head, positioners, gages, and insertion/removal tools necessary to service MIL-C-38999 Series I, II, III, & IV connectors.

It is not a cost effective use of the time of your technical staff to start from scratch and try to become intimately knowledgeable about which precision tools must be used to repair each electrical connector, contact and terminal. The DMC727A kit supplies your staff with both the information and the tools necessary to repair MIL-C-38999 Series I, II, III, & IV connectors.

DMC has cross referenced these tools to the MIL-C-38999 Series I, II, III, & IV connectors and the contacts they use, eliminating costly and time-consuming research which would otherwise have to be performed by your electrical technicians. This information is contained in an easy to read tool selection chart.

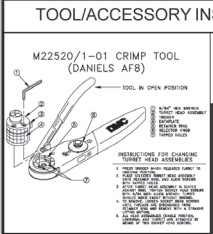
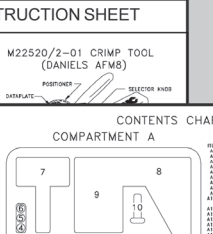
In addition, the DMC727A kit contains illustrated operating instructions for all the tooling included.

DMC727A TOOL AND ACCESSORY LIST		
	5	Crimp Tools
	1	Turret Head
	6	Positioners
	2	Single Position Head
	1	Die Set
	5	Insertion Tweezers
	6	Removal Tweezers
	4	Contact gages
	1	Unwired Contact Removal Tool w/ Probes
	3	In-Service Inspection Gage
	1	Hex Wrench
	1	Die Removal Tool

TOOL KIT CONFIGURATION	
Type of Case	Portable
Number of Cases	1
Color	Grey
Type of Construction	Steel/Aluminum
Application	MIL-C-38999 Series I, II, III, & IV, Power Contacts, Coax
Type of Inserts	Unicellular Polyethylene Foam with Die Cut Tool Cavities

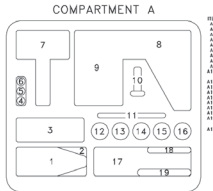
### DATA PACKAGE

TOOL/ACCESSORY INSTRUCTION SHEET





CONTENTS CHART


COMPARTMENT A



CONTENTS CHART



SELECTION CHART



## DMC727A



DANIELS MANUFACTURING CORP., 526 THORPE ROAD, ORLANDO, FL 32824, USA  
 PHONE (407) 855-6161 • FAX (407) 855-6884 • www.DMCTools.com • E-MAIL: DMC@DMCTools.com