


CUSTOM STRIPMASTER® WIRE STRIPPERS



CUSTOM STRIPMASTER®

The Custom Stripmaster® Wire Stripper is the industry standard in hand held, precision wire stripping. It provides fast, accurate wire stripping with its one step, squeeze action stripping and unique precision blade design. This light-weight wire stripper made from sturdy die cast zinc, is designed for maximum mobility and high productivity in all types of precision and Aerospace grade high precision stripping applications.

- Meets SAE-AS5768 standards
- Strips 30 - 10 AWG solid or stranded wire
- Mil-spec die type blades allow precision stripping
- Inner cutting hole sized to conductor and counter bored holes sized to insulation



- Gripper pads
- Precision die type blades
- Die cast zinc frame
- Spring-action mechanical design
- Cushioned comfort grip handles



- Replaceable grippers
- Optional short stop-latch and transparent wire stop
- Cushioned, comfort grip handles
- Engineering service and made-to-order blades available.

CHECK OUT CALIBRATION PROCEDURES ON PAGE 25










The Custom Stripmaster® Wire Stripper offers extra leverage with its spring action mechanical design for reduced operator effort. It can be customised with your choice of gripper pads and blade sets to match your wire stripping requirements. The comfort grip handles are colour coded to identify the best tool for the application.

- Red handles are used for larger wire (10-14 AWG)
- Black handles are used for smaller wire (16-30 AWG).

The blades and grippers installed in the tool are specific to the application. Optional short-stop latch and transparent wire stop increases tool versatility and insures consistent strip lengths.

CUSTOM STRIPMASTER® WIRE STRIPPERS



Main Application	AWG	Complete Tool Cat. No.	Spare Blade Cat. No.	Notes
AD	10-14	45-2825-9 	45-2825-1	‡
	16-26	45-2824-9 	45-2824-1	‡
CF	12-14	45-1774 	45-1774-1	
	18-24	45-1773 	45-1773-1	
DM	10-14	45-1939 	45-1939-1	
	16-22	45-2811	45-2811-1	
DR	10-14	45-2835 	45-2825-1	*
	16-26	45-2829 	45-2828-1	**
TL	10-14	45-2541	45-2541-1	
	16-24	45-2543	45-2543-1	
TL PLUS	16-26	45-2564	45-2564-1	
Mil-W-16878 E (600V) Teflon	16-26	45-177/45-177M	L-5560	
	26-30	45-178/45-178M	L-5561	
Mil-W-16878 EE (1000V) Teflon	16-26	45-174/45-174M 	L-5563	
Mil-W-22759/32-46	16-26	45-1987 	45-1987-1	
Mil-W-81044, 88A081X-Poly X	10-14	45-1611	45-1611-1	
	16-26	45-1610	45-1610-1	

‡: purple handle; includes wire stop specific for AD wires

*: green handle

** : green handle; improved quality alternative to 45-2834 (blade 45-2824-1)

The 45-17xM series contain a metric stud that holds the wire guides/blades in place - blades are AWG marked. \ Metric sizes are available for information purposes only.

CHARTS ARE FOR INFORMATION ONLY

PLEASE CONSULT IDEAL FOR APPLICATION REFERENCES

A PARTICULAR CAT. NO. MAY WORK ON MULTIPLE APPLICATIONS NOT LISTED IN THE CHARTS ABOVE.

**CHECK OUT THE
"MAINTENANCE KIT"
ON PAGE 27**

Description	Dimensions mm	Weight in grams
Tool	170 x 125 x 37	380
Packaging	193 x 75 x 38	413

SPARES & ACCESSORIES

Replacement Gripper Pads

Surface Type	AWG	Complete Set * Cat. No.	Stationary Pad Cat. No.	Movable Pad Cat. No.
Grit **	10-14	LB-197	LB-5215	LB-5212
	16-30	LB-198	LB-5217	
File ‡	10-14	LB-721	LB-719	LB-718
	16-30	LB-722	LB-720	
Parallel	10-14	LB-730	LB-728	LB-727
	16-30	LB-731	LB-729	

* Gripper Set includes one stationary gripper and one movable gripper

** Grit pads are standard for most Custom Stripmaster®

‡ These are for use on hard-to-grip surfaces

Notes: ' - gripper pad selection depends on insulation type and user preference

' - for 10-14AWG use 0.129" (3,3mm) stationary, for 16-30AWG use 0.156" (4mm)

Standard Frame Assemblies (with Grit gripper set)		AWG	Cat. No.
Custom Stripmaster®	Frame only	10-14	L-5616
		16-30	L-5617
	Frame only + Wire Stop + Short Stop Latch	10-14	L-5618
		16-30	L-5619
	Frame only + Internal Spring *	10-14	L-9039
		16-30	L-9038
Custom Steel Stripmaster®	Frame only	10-14	LB-1091
		16-30	LB-1092
	Frame only + Internal Spring *	10-14	LB-1090
		16-30	LB-1089

Frames with internal springs allow additional blade penetration pressure for difficult and multi-layered insulation types.

Special Frame Assemblies		Cat. No.
Custom Steel Stripmaster®	Frame only, no grippers, black sleeve, metric nuts and studs	45-2575

Other Accessories

Description	Cat. No.
Short stop latch for Custom Stripmaster®	L-5269
Adjustable transparent wire stop for Custom Stripmaster®	L-5270
Adjustable transparent wire stop for Metric Custom Stripmaster®	45-2019

Replacement Hand Sleeves

Colour	Cat. No.
Dark Purple	45-2814-2
Green	45-2834-2



Short-stop latch protects wire strands by limiting the stripping stroke to **4 mm (5/32")** and retains the slug until the wire is ready for termination



Transparent wire stop provides uniform stripping length

WIRE APPLICATION GUIDE

Wire Specification	AWG	Complete Tool	Blade
5 MDI AIRFRAME TYPE A&B	10-14	45-2691	45-2691-1
5 MDI HOOK-UP TYPE C	10-14	45-2694	45-2694-1
AD	10-14	45-2825-9	45-2825-1
	16-26	45-2824-9	45-2824-1
AEP System 2112	16-26	45-1987	45-1987-1
AK	16-26	45-1513	45-1513-1
AKA	10-14	45-1608	45-1608-1
	10-14	45-170	L-5210
	16-26	45-1654	L-5211
	16-26	45-171	45-1654-1
AKB	10-14	45-1608	45-1608-1
	10-14	45-170	L-5210
	16-26	45-1654	L-5211
	16-26	45-171	45-1654-1
BE	10-14	45-170	L-5210
	16-26	45-171	L-5211
BF	10-14	45-1939	45-1939-1
	12-14	45-1774	45-1774-1
	16-24	45-1773	45-1773-1
BMS 13-48 TYPES 10-14, 27, 28,31, 32,35, 36 (8mil Wall Thickness)	10-14	45-1611	45-1611-1
	10-14	45-2500	45-2500-1
BMS 13-48 TYPES 1-7, 25, 26,30 (6mil Wall Thickness)	10-14	45-2500	45-2500-1
	16-26	45-1654	45-1654-1
BMS 13-48 TYPES 8, 9, 15, 23, 24 (10mil Wall Thickness)	10-14	45-1611	45-1611-1
	10-14	45-2500	45-2500-1
	16-26	45-1987	45-1987-1
BMS 13-60 TYPE 12-18, 28-32	10-14	45-2542	45-2542-1
	16-24	45-2544	45-2544-1
	16-24	45-2686	45-2686-1
BMS 13-60 TYPE 1-6, 19-21, 23-27, 33-34	10-14	45-2541	45-2541-1
	16-26	45-2543	45-2543-1
BMS 13-60 TYPE 7-12	10-14	45-2565	45-2565-1
	16-26	45-2564	45-2564-1
CF	12-14	45-1774	45-1774-1
	16-24	45-1773	45-1773-1
DE DE	10-14	45-170	L-5210
	16-26	45-171	L-5211
DK DK	10-14	45-1939	45-1939-1
	12-14	45-1774	45-1774-1
DK	16-24	45-1773	45-1773-1
DL	10-14	45-1939	45-1939-1
DM DM	10-14	45-1939	45-1939-1
	16-24	45-2811	45-2811-1
DR*	10-14	45-2835	45-2825-1
	16-26	45-2829-9	45-2828-1
JN 1007 CH 002 to 012	16-24	45-2775	45-2775-1
JN 1007 CH 020 to 030	12-14	45-2776	45-2776-1
MIL-W-16878/4	10-14	45-1611	45-1611-1
MIL-W-16878/5	16-26	45-174	L-5563
MIL-W-22759/11/12/22/23	16-26	45-177	L-5560
MIL-W-22759/11/12/22/23	26-30	45-178	L-5561

* DR wire M22759/192 translates to Cat. No. 45-2824 for 16-26AWG wire and 45-2825 for 10-14AWG wire.

Wire Specification	AWG	Complete Tool	Blade
MIL-W-22759/16/17 MIL-W-22759/16/17	10-14	45-1611	45-1611-1
	16-26	45-1987	45-1987-1
MIL-W-22759/18/19 MIL-W-22759/18/19	10-14	45-1608	45-1608-1
	16-26	45-1551	45-1551-1
MIL-W-22759/32/33/44/45/46 MIL-W-22759/32/33/44/45/46	16-26	45-1987	45-1987-1
	16-26	45-1654	45-1654-1
MIL-W-22759/34/35/41/42/43	10-14	45-1611	45-1611-1
	10-14	45-2500	45-2500-1
	16-26	45-1987	45-1987-1
	26-30	45-178	L-5561
MIL-W-22759/80/81/82/91/92 MIL-W-22759/80/81/82/91/92	10-14	45-2542	45-2542-1
	16-24	45-2544	45-2544-1
MIL-W-22759/83/84/85/86/87/ 88/89/90	10-14	45-2541	45-2541-1
	16-26	45-2543	45-2543-1
	16-26	45-2618	45-2618-1
MIL-W-24640/19/22/23/24	14-22	45-1957	45-1957-1
MIL-W-5086 TYPE I & TYPE II MIL-W-5086 TYPE I & TYPE II MIL-W-5086 TYPE I & TYPE II	10-14	45-1159	45-1159-1
	16-22	45-1302	45-1302-1
	8-12	45-1192	45-1192-1
MIL-W-5086/1/7	16-26	45-171	L-5211
MIL-W-81044/11/12/13 MIL-W-81044/11/12/13 MIL-W-81044/11/12/13 MIL-W-81044/11/12/13	10-14	45-1611	45-1611-1
	10-14	45-2500	45-2500-1
	16-26	45-1987	45-1987-1
	26-30	45-178	L-5561
MIL-W-81044/16/17 MIL-W-81044/16/17	10-14	45-1611	45-1611-1
	16-26	45-1610	45-1610-1
MIL-W-81044/4/5/6	10-14	45-170	L-5210
	10-14	45-173	L-5662
	16-26	45-174	L-5563
MIL-W-81044/8/9/10 MIL-W-81044/8/9/10 MIL-W-81044/8/9/10	26-30	45-175	L-5564
	10-14	45-1609	45-1609-1
	16-26	45-1551	45-1551-1
MIL-W-81381/1/2/6/7/8/9/10/17/ 21, MIL-W-81381/1/2/6/7/8/9/10/ 17/21, MIL-W-81381/1/2/6/7/8/9/ 10/17/21	26-30	45-178	L-5561
	10-14	45-1608	45-1608-1
	16-26	45-1654	45-1654-1
MIL-W-81381/11/12/13/14/22 MIL-W-81381/11/12/13/14/22 MIL-W-81381/11/12/13/14/22	26-30	45-178	L-5561
	16-26	45-1523	45-1523-1
	16-26	45-1633	45-1633-1
MIL-W-81381/17/21 MIL-W-81381/17/21 MIL-W-81381/17/21	16-26	45-1672	45-1672-1
	10-14	45-1609	45-1609-1
	16-26	45-1551	45-1551-1
MIL-W-81381/18/19/20 MIL-W-81381/18/19/20 MIL-W-81381/18/19/20	16-26	45-1672	45-1672-1
	26-30	45-175	L-5564
MIL-W-85485/5/6/7/8 MIL-W-85485/5/6/7/8	10-14	45-1925	45-1925-1
	16-24	45-1924	45-1924-1
MIL-W-85485/9/10	16-26	45-1610	45-1610-1
MIL-W-85485/9/10/11/12	10-14	45-1611	45-1611-1
PAN 6411 DP 002 to 012	16-24	45-2801	45-1773-1
PAN 6411 DP 020 & 030	12-14	45-2802	45-1774-1
PAN 6429 BE 002 to 006	16-24	45-171	L-5211
Raychem 44A021 X, 44/051 X	10-14	45-176	L-5559